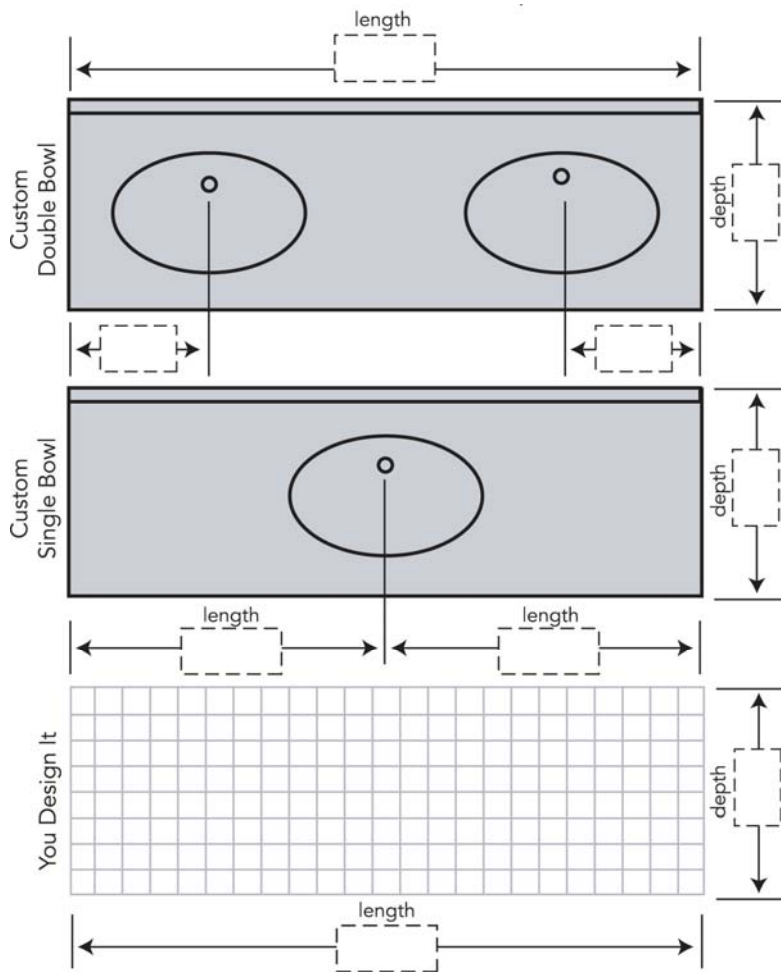


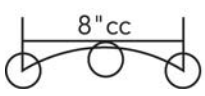
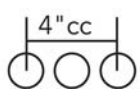
DESIGN SOLUTION WORKSHEET

Print this basic information and send it back to us to complete your selection and order your New Bathroom Countertop.

- 1** Select a countertop, single, double or no bowl design and fill in required dimensions. Or draw in your custom vanity top and add dimensions. *



Also provide drain center points, and other corner dimensions.

- 2** Bowl style: one-piece drop in
- 3** Backsplash: integrated separate none
- 4** End splash: left side right side
- 5** Against wall on: left side right side no wall
- 6** Circle faucet drill type:   Single None
- 7** Select vanity top color: _____
- 8** Select finish: matte gloss
- 9** Select bowl color: white bone biscuit same as top

* Illustrations show typical countertop configurations. EliteCountertops.com can create almost any shape and size.